

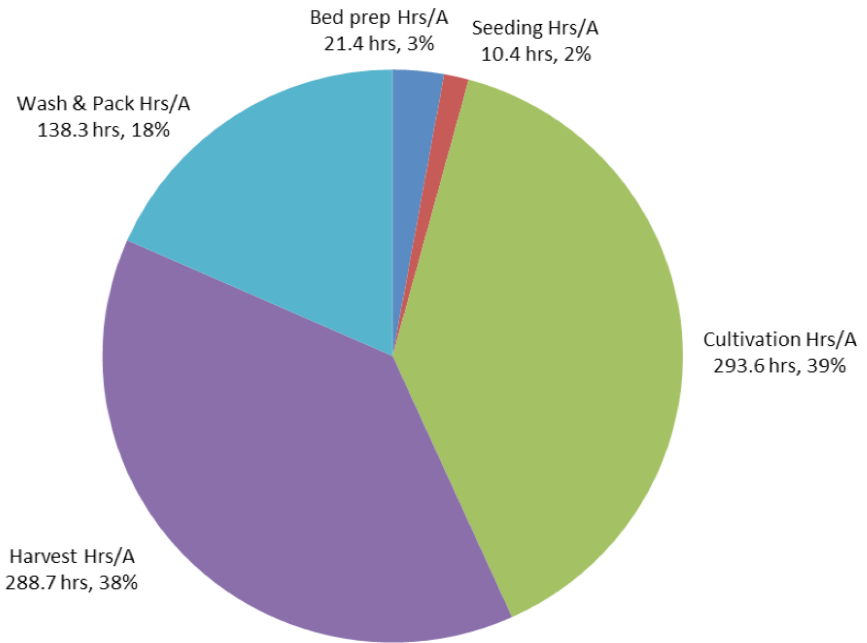
Cost of Production Project:

CARROTS

Over the course of the 2016 season, 30 organic farms in Vermont, New Hampshire, and Massachusetts tracked and analyzed their crop-specific costs of production. This is one of five crop factsheets that aggregates and presents the results of their work.

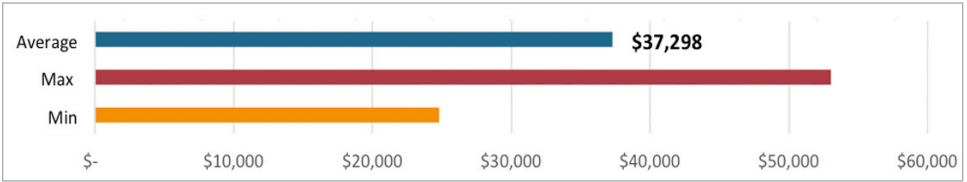


Carrot Production: Average Hours/Task



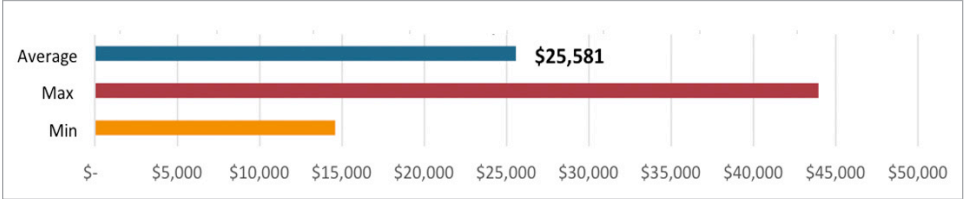
This data is aggregated from 7 farms, which grew .1 to 1.4 acres of carrots in 2016.

Gross Sales/Acre



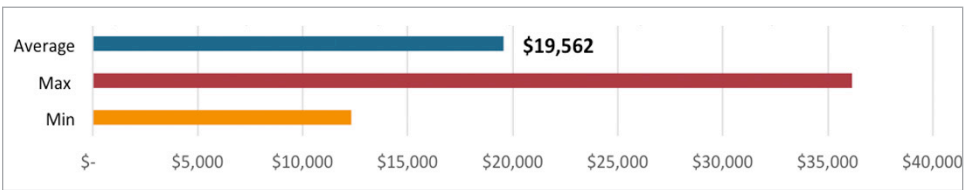
Yield and sales price are two of the biggest factors impacting crop profitability. Farms with highest gross sales had good yields as well as good sales prices.

Gross Profit/Acre



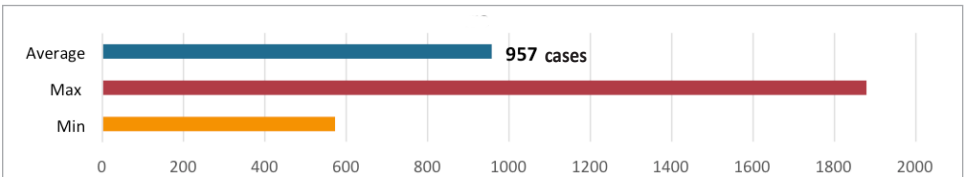
Gross profit is defined as total sales minus production expenses, not including overhead and marketing expenses.

Net Profit/Acre



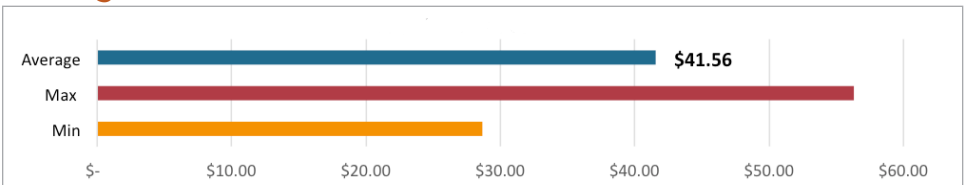
Net profit is defined as total sales minus all expenses, including overhead and marketing expenses.

Cases/Acre



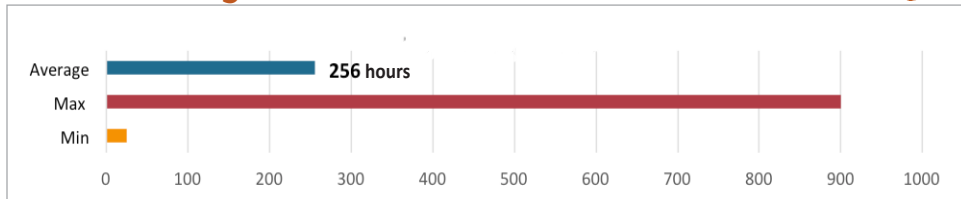
Farms with a low number of cases per acre were affected by drought. Case size is 25 lbs.

Average Price/Case



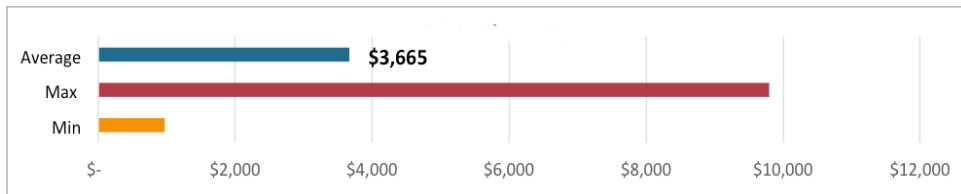
Prices are an average of wholesale and retail prices, weighted according to each farms' market channel mix. The farm with the highest price per case did not have high gross and net profits, while the farm with the lowest case price had the highest gross and net profit. Case size is 25 lbs.

Hand Weeding Hours/Acre



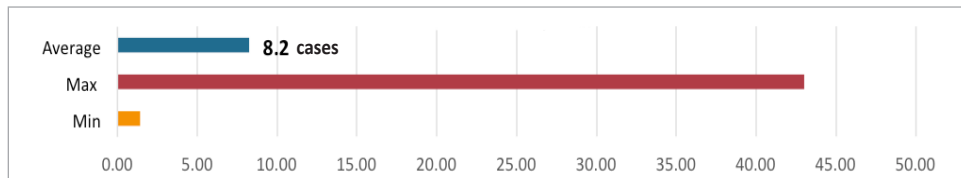
Three farms had significantly fewer than average hand weeding hours per acre due to lower weed pressure and use of a flame weeder.

All Cultivation Costs/Acre



Cultivation costs include hand weeding hours. Farms that used preventative weed control showed significantly reduced hand weeding hours.

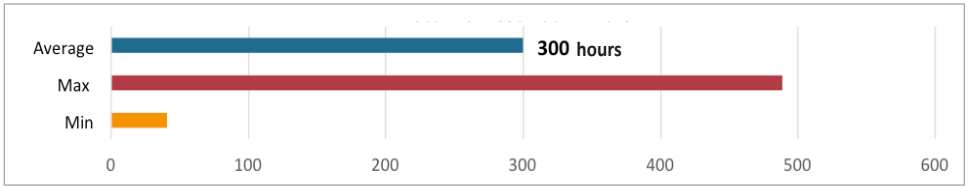
Cases Harvested/Hour



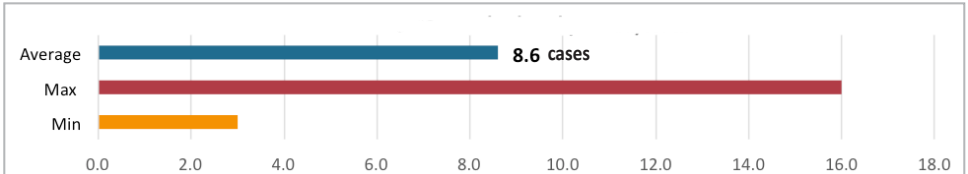
The farm with a carrot harvester picked more cases per hour than all other farms which picked by hand. Case size is 25 lb.



Total Harvest Hours/Acre

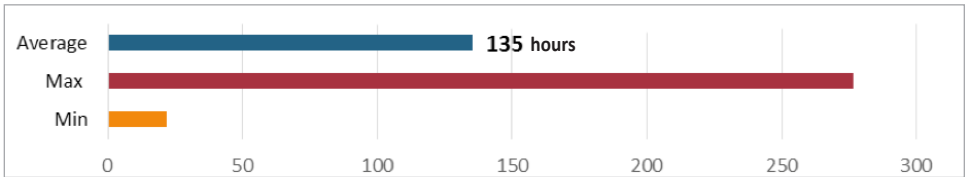


Cases Washed & Packed/Hour



Rates were faster from farms using barrel washers. The fastest wash and pack rate was from the farm selling ungraded bulk bags.

Total Wash & Pack Hours/Acre



This Cost of Production project is a collaboration of:



This project was designed to help farmers strategically increase the profitability of their farm businesses. To learn more, download our cost of production workbook, or request technical assistance in calculating your own crop-specific cost of production, visit www.nofavt.org or contact Jen Miller, (802) 434-4122, jen@nofavt.org.

Supported by the Specialty Crop Block Grant Program of the U.S. Department of Agriculture (USDA) through state of Vermont grant 14-SCBGP-VT-0051. Its contents are solely the responsibility of the authors and do not necessarily represent the official views of the USDA.